



Aprendo | Creciendo



LANGUAGE BOOK

By a Speech and Language Pathologist
Giselle M. Clemente, M.S. CCC-PHL
786-813-0938



Illustrated by Victoria Martins

I can learn the animals




Tips:

After your child matches the animals in this activity, ask them questions like: "Point to the pig", "What sound does the duck make?", "Who's that?" while pointing to an animal. Repeat with each animal. Level up and have them repeat phrases; "the pink pig", "the cow says moo", etc.

If your child has toy animals in their house, put them in a place where they can see them every morning or night. Encourage them to say: "hi cow", "good morning horse", "bye sheep", or "good night animals"


I can sort the animals



Tips:


Use the animal pictures given in the last activity. Ask your child What and Where questions such as: "What animal is that?", "Where does the cow live?", etc. Have them sort all the animals. Then encourage them to use or imitate phrases such as: "sheep lives farm" and "fish swims water". Have fun!

I can sort by color



Tips:

After your child sorts the apples, have them identify colors. Tell them: "Show me red" and "Where is the green tree". Also encourage them to imitate phrases: "red apple" or "green tree". When in the car, practice colors around the drive. Have fun!



I can learn about fruits and vegetables




Tips:

After pairing the fruits and vegetables, encourage your child to name them and create phrases: “grapes”, “red apple”, “banana to eat”, etc.


Make it fun and have them find a fruit or a vegetable in the kitchen.

Your child can also learn while eating in real life. Use words like “mmm”, “yummy”, “look, an apple”, “eat grapes”, “I like carrots”, etc.

A brown woven basket with two handles, shown from a three-quarter perspective. A light green rounded rectangular label with the word "fruits" in white lowercase letters is positioned to the left of the basket.

fruits

I can learn shapes and colors



Tips:

Have your child pair the shapes. Also, encourage them to trace with a marker and match it with the color on the right column.
Practice phrases such as: "yellow star", "blue square", or "red circle".
While playing, have them sort by color or shape.



I can draw lines



Tips:

Help your child trace vertical lines with a marker.
Encourage them to name the vocabulary given in this activity. Also help them create phrases such as: "Monkey banana", "Monkey eats banana".
When playing with animal and food toys, pretend to feed the animals. Give simple commands like: "Give apple to the horse". Produce: "Yum", "eat", "the horse is eating apple". Encourage your child to imitate you.

I can trace



Tips:

Help your child practice tracing skills.

Encourage your child to produce vehicle sounds: “Wiu – Wiu, Wiu – Wiu”.

Also, help them to name and identify community helpers and their vehicles. “Where is the fireman?”.

“Who flies an airplane?”

Create phrases such as “red firetruck”, “farmer with tractor”, “airplane flies”, etc.